

SHARE

Technology • Connections • Results

SHARE MVSE Requirements

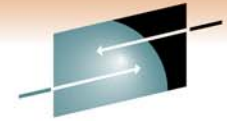
Cheryl Watson
Watson & Walker, Inc.
www.watsonwalker.com

August 10, 2011
Session 09731

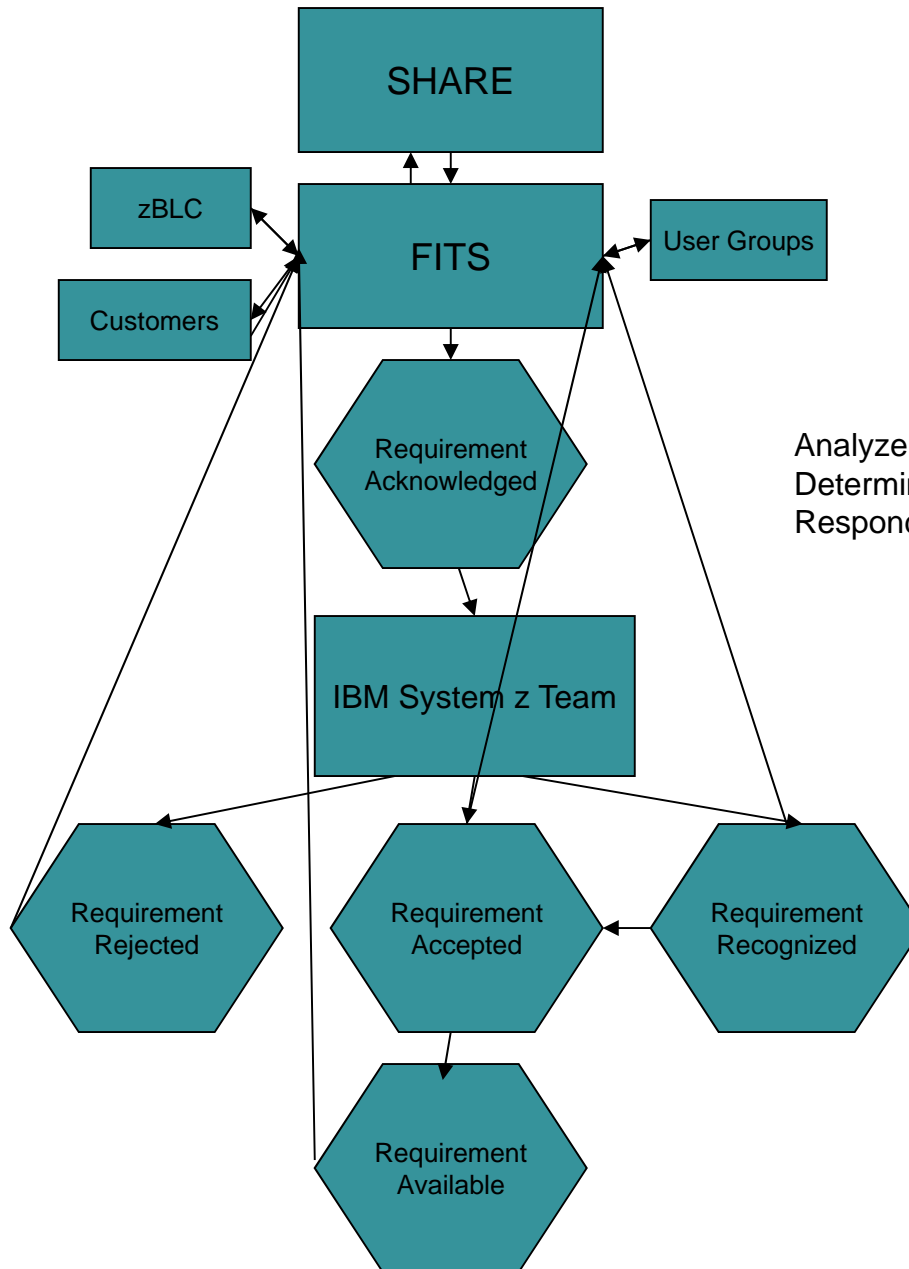


What is a Requirement?

- SHARE member creates a online request for an enhancement to z/OS or its subsystems
- Other SHARE members comment on it
- All project members vote on it (-5 to +5, where +5 is the most wanted, and -5 indicates you don't want IBM to do it)
- IBM reviews it and responds with: already available (AV), acknowledged (AK/RA), accepted (AC), recognized (RC), or rejected (RJ)
- Benefits
 - More likely to produce results than APAR with SUG
 - You can simplify life for yourself and others
 - You get to influence IBM's development
 - You can be a hero at work!



SHARE
Technology • Connections • Results



Analyze the requirement
Determine applicability for upcoming releases
Respond: Rejected/Accepted/Available/Recognized


SHARE
in Anaheim
2011

Requirements Categories

- ADI – Application Development & Integration
- ASM – Assembler
- CICS
- IMSD – IMS
- LANG – LE, COBOL, PL/I & C++
- REXX
- SEC – Enterprise Data Center/Security/Audit
- DB2
- STOR – Distributed Storage (Tivoli)
- ITSM – IBM Tivoli Storage Manager
- LVM – Linux/VM Program
- EWCP – Enterprise-wide Capacity & Performance
- ISPF
- I2T – Cloud, Analytics, Tivoli Change & Config – NEW!
- JES2
- JES3
- EPS – Infoprint, AFP, PSF
- MVSE – MVS SCP
- MVSO – MVS Open & Distributed
- MVSS – Storage Management
- NETW – Networking
- UB – USERblue – ADSM/6000, AIX are no longer used

How Do You Join?

- Go to www.share.org, select *Members*, select *Requirements – Industry Influence*, select *1. Enter the SHARE Requirements System*
- If you're not already registered, you'll get a sign up request, fill it out and wait a few days or a week
- Once registered, you can *Enter Requirements System*
- At the bottom, click on list of *areas of Interest (projects)* to request membership in one or more areas, wait a few days



How Do You Participate?

- Once you've registered for a project, you can see the status of each project and can select it.

Please select one of the following to enter a particular Area of Interest (Project).

# Open Discussion	# Open Voting	# Not Voted	
			ewcp MVS/Enterprise-wide Capacity & Performance
1 Open for Discussion. There have been no postings since you last visited this forum at 2009-12-04 10:55			jes2 MVS/JES2
	3	3	mvs1 MVS/MVS SCP
2 Open for Discussion. There have been no postings since you last visited this forum at 2009-12-04 10:53			wss1 MVS Storage Management

If you wish to participate in a new Area of Interest, please click here to see a: [list of Areas of Interest \(projects\)](#) and Products against which each has submitted requirements. From there you will be able to request "membership" in one or more Areas of Interest (projects). Please note that membership implies a willingness to participate fully in requirements discussions and priority voting. SHARE is looking for participants in the process, not disinterested onlookers!

How Do You View All Requirements?

- Select a project from the previous screen to see this:



SHARE
Technology • Connections • Results

SHARE IBM

SHARE Requirements: Actions Menu

Req: Logout | Select Project | Actions Menu | By Status | Your Profile | Help

Group MVS Project MVSE

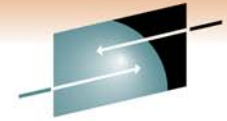
Cheryl Watson of Watson & Walker, Inc. (WAW) has been granted member level access.

Message from Requirements Administrator:
 Note: Coordinator can post messages for this space (via Entity Edit).
 Project codes have been changed to match the new Program/Project Structure.
 Email to Requirement Coordinator: [Richard Reents](#)

Actions	Status
Add New Requirement	Create a new requirement.
Cast Your Vote	No requirements are open for discussion. 3 requirements open for voting.
List Requirements	7 requirements in Waiting for Response status.
View Responses since 2009-06	13 requirement(s) had responses since 2009-06.

Copyright 2006-2009 by JSR Systems and SHARE Inc. For support email: sharehq@share.org or call 888.574.2735.


[SHARE Home Page](#)



How Do You View All Requirements?

- View current status:

###	Status	UGStat	Group	Project	
7	Deleted	A	MVS	MVSE	List Deleted
3	Open for Voting	A	MVS	MVSE	List Open for Voting
781	Provider Responded	A	MVS	MVSE	List Provider Responded List By Response Code
2	Retired	R	MVS	MVSE	List Retired
7	Waiting for Response	A	MVS	MVSE	List Waiting for Response



How Do You View All Requirements?

- View *Provider Responded* list:

###	Resp Code	UGStat	Group	Project	
2		A	MVS	MVSE	List Response Code:
37	AC-Accepted	A	MVS	MVSE	List Response Code: AC-Accepted
4	AK-Acknowledged	A	MVS	MVSE	List Response Code: AK-Acknowledged
4	AN-Announced	A	MVS	MVSE	List Response Code: AN-Announced
150	AV-Available	A	MVS	MVSE	List Response Code: AV-Available
1	CL-Closed	A	MVS	MVSE	List Response Code: CL-Closed
58	FO-Future Objective	A	MVS	MVSE	List Response Code: FO-Future Objective
212	LR-Long Range Consid	A	MVS	MVSE	List Response Code: LR-Long Range Consid
26	MR-Multiple Response	A	MVS	MVSE	List Response Code: MR-Multiple Response
66	RC-Recognized	A	MVS	MVSE	List Response Code: RC-Recognized
178	RJ-Rejected	A	MVS	MVSE	List Response Code: RJ-Rejected
35	SG-Suggestion	A	MVS	MVSE	List Response Code: SG-Suggestion
2	UC-User Clarificatio	A	MVS	MVSE	List Response Code: UC-User Clarificatio

How Do You View All Requirements?

- View Requirement summaries:

Select a sort sequence (Date sorts are most recent date first):
 Requirement Number Submit/Revised Date Response Date Response Code/Date UgStatus
 Include Description


Group **MVS Project MVSE** has 38 requirements in "Provider Responded" status with Response Code: **AC-Accepted**

Retire Open for Voting Open for Discussion Mark for Deletion by Administrator

[SSMVSE09002](#) Provide a REMARKS field for each item on the IPCS Inventory Panel
 Priority: 2.8 Submitted: 2009-11-10 08:51 Revised: UgStatus: A --LastUpdate: 2010-02-24 15:04 Entity: MVSE
 Response Date: 2010-02-24 [Code](#): AC-Accepted MR#: MR1201093122
 Response: Deborah Gione to: IBM User Group Relations 01/28/2010 12:45 PM IBM agrees with the request and a solution appears to be desirable and feasible. IBM intends to provide a solution. However IBM's plans may change and no commitment is made that a solution will be provided.

[SSMVSE0630039](#) TSO: Support multiple TSO logon feature of JES2 V1R4
 Priority: 2.9 Submitted: 2008-02-10 20:49 Revised: UgStatus: A --LastUpdate: 2009-06-22 17:45 Entity: MVSE
 Response Date: 2009-06-22 [Code](#): AC-Accepted MR#: MR0211087345
 Response: IBM agrees with the request and a solution appears to be desirable and feasible. IBM intends to provide a solution. However IBM's plans may change and no commitment is made that a solution will be provided.

[SSMVSE08005](#) REXX Storage function for System REXX
 Priority: 3.6 Submitted: 2008-08-25 08:40 Revised: UgStatus: A --LastUpdate: 2009-03-24 10:26 Entity: MVSE
 Response Date: 2009-03-24 [Code](#): AC-Accepted MR#: MR0827083932
 Response: IBM agrees with the request and a solution appears to be desirable and feasible. IBM intends to provide a solution. However IBM's plans may change and no commitment is made that a solution will be provided.



How Do You Add a Requirement?

- After selecting project, then select *Add New Requirement*:

Last Update: *	2009-12-05 14:41
Requirement#: *	SSMVSE09013
Status: *	Initial
Title: *	
What is the requirement or need? (Complete, detailed description) Describe the want, need, or problem you are addressing and include any unique usage or objectives that will help the developers understand it. Do not assume it is obvious! Please do not describe a solution here.	
Description: *	
Why is it important to solve this requirement? What are the benefits to the business, enterprise, or users? Include benefits in terms of business, technical, financial, or usability implications. If possible, quantify the business value of the solution.	
Benefit: *	
Is there a time limit on delivering a solution? If so, what is it and why? Do you foresee a technology change that would obsolete this requirement?	
Time Limit: *	
Suggestion, if any, for the solution? What would the best solution look like? What is a desirable solution? An undesirable solution? How will you know when you get the solution? (Optional)	
Solution:	
What is the impact if the vendor does not provide a solution? On the business? The users? Are there alternatives that have been implemented or considered (from another vendor or roll-your-own)? (Optional)	
Impact if no solution provided.:	
ENVIRON:	
Long-Term/Strategic, Tactical-necessary for immediate use, Suggestion (no formal response required), Acceptability	
Classification: *	<input type="radio"/> Long-Term/Strategic <input type="radio"/> Tactical-immediate use <input type="radio"/> Suggestion <input type="radio"/> Acceptability
Business Solutions: *	<input type="radio"/> 1 <input type="radio"/> 2 <input type="radio"/> 3 <input type="radio"/> 4 <input type="radio"/> 5 (1) is low value, (5) is high value.

MVSE Requirements Project

- November 2009, organized team to review all outstanding MVSE requirements
 - Current contributors: Brad Carson, Tom Conley, Ed Jaffe, Robert Jenkins, Sam Knutson, Mary Anne Matyaz, Cheryl Walker, Dave Whitney (with thanks to James Cray and CA for conference calls)
 - Arrange conference calls every few weeks to review selected requirements starting with obsolete responses (FO and LR)

MVSE Requirements Project (1 of 2)

Status	Dec. 2009	Aug. 2011	Change
Deleted	7	9	+2
Open for Discussion	0	1	+1
Open for Voting	3	13	+10
Waiting for Response	7	41	+34
Retired	2	74	+72
Provider Responded	781	697	-84
AK - Acknowledged	4	16	+12
RA - Resolver Assigned	0	13	+13
RC - Recognized	66	100	+34
AC - Accepted	37	11	-26
AV - Available	150	296	+146
RJ - Rejected	178	234	+56

MVSE Requirements Project (2 of 2)

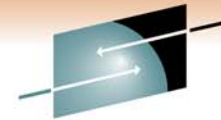
Status	Dec. 2009	Aug. 2011	Change
Provider Responded (cont.)			
Unknown	2	0	-2
AN - Announced	4	0	-4
CL - Closed	1	0	-1
FO - Future Objective	58	1	-57
LR - Long Range	212	7	-205
MR - Multiple Response	26	4	-22
SG - Suggestion	35	2	-33
UC – User Clarification	2	0	-2
Total	800	835	+35
Total Active	452	209	-243

MVSE Requirements Status

- Responses – 189 in last six months
 - AV – 7 from IBM
 - AV – 57 from REQ committee
 - AK/RA – 13 / 12
 - AC – 5
 - RC – 43
 - RJ – 51
 - SG – 2
- IBM Publishes Requirements Met
 - http://www.ibm.com/systems/z/os/zos/bkserv/user_group_reqs.html

MVSE Requirements Project

- In July 2011, we started to prioritize all active requirements
 - Sent out one list of 110 and asked members to allocate 100 points among the requirements
 - A week later, sent out another list of about 110 and asked for same type of allocation
 - That gave us a list of 80 requirements with votes
 - Sent out list of 80 and asked members to rank the requirements from 1 to 10, with 1 being the most important.
 - Provided list to IBM at Share on August 9th.

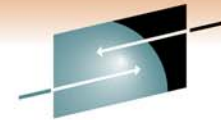


8/8/11

MVSE Top 39 Requirements

Page 1

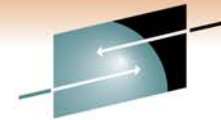
UGREQNO	Rank	Status	Last Date	Vote	Title
SSMVSE10004	95	RC	11/3/10	3.5	Allow symbols to be changed without an IPL
SSSHARE018649	83	AK	2/28/11	3.3	Separate Wait Time Limits For Batch Jobs; TSU; And STC.
SSMVSE04528	82	WAIT	6/23/11	3.2	Hobby License for z/OS
SSMVSE10022	77	RC	12/29/10	3.5	SMP/E should offer GROUPEXTEND on RESTORE command
SOMVSE87101	72	WAIT	3/7/11	3.3	IEBCOPY Permit Partially Qualified Member Names
SSMVSE99007	68	RC	3/30/99	3.7	Externalize IEFUSI to set Storage Limits
SSSHARE013141	67	RC	4/18/11	2.5	GRS serialization between two SYSPLEXs with shared devices
SSMVSE10003	66	RC	1/28/11	3.9	Store-Clock Timestamp in SMF Records for ICF Catalogs
SSMVSE08015	59	RJ	6/29/11	3.5	IBMLink needs to be available 24x7
SSSHARE015317	52	RC	7/19/11	3.1	TSO Logon Failure information
SSMVSE03030	51	RC	11/11/06	3.5	Dynamically Reinitialize and Delete Subsystems(PUSC0402-442
SSSHARE015996	51	RC	6/6/11	3.1	PARMLIB support for RACF dataset Name Table
SSMVSE03026	47	RC	11/11/06	3.7	Dynamically Add and Delete MCS Consoles(PUSC1201-390)
SSMVSE11007	42	RC	7/21/11	2.8	Allow z/OS to use HMC integrated 3270 Console for NIP and MCS
SSSHARE016559	40	RA	7/22/11	2.1	Duplicate Data Set Names On Different Volumes



SHARE
Technology • Connections • Results

SSMVSE01502	39	RC	3/14/07	3.5	Add Operator Command 'DISPLAY PPT' or 'DISPLAY SCHED'
SSMVSE03038	39	RC	11/11/06	3.2	Improve IEF212I message
SSSHARE016690	39	OPEN			Region Size for Private and Extended Private
SSSHARE018757	39	WAIT	7/7/11	2.9	REXX: Should Support Major Access Methods
SSMVSE09008	34	RC	4/6/10	3.6	Allow SYS1.LOGREC to be reallocated and used without an IPL
SSSHARE017835	34	RC	1/26/98	3.2	OS/390: NIP - Eliminate/Reduce 'Disabled WAIT States' - Issue Msg
SSMVSE00003	33	RC	8/4/11	3.1	Need Utility for Master Catalog Cloning; Migration; & Maintenance
SSSHARE011667	32	RC	6/2/11	1.8	MPFLIST Ability to Change Route/Descriptor Codes
SSSHARE018333	32	MR	3/1/92	3.2	VLF - Provide Capability to Dynamically Modify VLF
SSMVSE07003	31	RC	3/7/08	3,3	Provide Better Support for SMP/E Internet Download
SSSHARE016507	31	RJ	7/28/11	1.9	TSO REXX - SUPPORT FOR CLIST STYLE PARSING
SSMVSE07004	30	RC	8/24/07	3.2	Allow multiple SMPE dialogs for unrelated zones
SSMVSE10012	30	RC	9/3/10	4.0	PARM('AGGRGROW') Should be Default for zFS Mount
SSMVSE11001	27	RC	4/1/11	3.3	MVS should validate Subsystem Init routine b4 adding subsystem
SSMVSE98503	27	WAIT	6/23/11	2.6	SMP/E: APPLY Processing Should Perform MOUNTs & UNMOUNTs f
SSSHARE011375	27	LR	3/1/91	3.7	Standardize comments syntax for SYS1.PARMLIB
SOMVSE90027	25	RC	7/19/11	3.1	TSO REXX - SAY SHOULD NOT CHOP OUTPUT INTO 79 CHAR PIECES

SHARE
in Anaheim
2011



SHARE
Technology • Connections • Results

SSMVSE09013	25	RC	7/23/10	3.3	Allow SETSMF command without requiring PROMPT at IPL
SSMVSE08003	23	RC	8/7/08	3.3	Health Checker for Z/OS check for fragmented common storage
SSSHARE015077	22	RJ	7/22/11	2.7	LLA Needs Enhanced VLF; LIBRARY; & MODULE Statistics
SSSHARE012274	20	AK	5/2/11	3.0	MVS/TSO Should Time-out Sessions in 'Starting' State
SSSHARE012916	20	RC	6/9/11	3.1	PARAMETERIZE TSO/E CUSTOMIZATION
SSSHARE014155	20	RC	5/2/11	2.3	TSO/E - Allow 8 Character USERIDs
SSSHARE014228	20	LR	11/1/90	3.0	Externalize PARMLIB Service Routines

SHARE
in Anaheim
2011

How Can You Influence IBM?

- Sign up to the Requirements system
- Sign up for the projects that interest you
- Comment on requirements that come open for discussion
- Vote on requirements that come open for voting
- Create new requirements when you see a way to make life easier

HOW TO INFLUENCE IBM

Every customer has the ability to influence z/OS development in IBM through SHARE requirements. The idea for this article came from my recent involvement in the SHARE MVSE (Core Technologies) project. The MVSE project has created almost 1,000 requirements, and IBM has implemented most of them. (And that's just one project!) That's pretty exciting and shows the SHARE community's influence on the industry. But in reality, only a small percentage of the SHARE members participate in the requirements process, and it could be even more powerful with more participants. So I'd like to invite you to join this process. Wouldn't you like your voice to be included in those heard by IBM?

Help set
IBM's priorities

What are SHARE Requirements?

Members of the SHARE community participate in an activity designed to tell IBM what changes or improvements to z/OS and its subsystems would be most beneficial. If you want to have IBM make a change, you can submit (online) a SHARE Requirement. Other members can comment on it, and finally vote on it. IBM then reviews all highly rated requirements on a timely basis, and will post a response to each requirement. Sometimes IBM agrees to make a change, sometimes they reject it, and sometimes they put it into a "we'll consider it" category.

This is very similar to you submitting a PMR that becomes an APAR with a closed status of SUG (user suggestion). The difference is that you're only one person submitting an APAR, but the SHARE community submitting a requirement may indicate dozens or hundreds of people who support you. Who do you think IBM will pay more attention to? The SHARE requirements, of course!

Any SHARE member can submit a new requirement, and any member can vote on requirements submitted by other members. This ability to participate online becomes even more important as travel budgets are cut and fewer people are able to attend all of the conferences.

How to Become a Voting Member

As SHARE attendees know, SHARE is divided into projects. Each project maintains its own set of requirements.

It's actually quite easy to become involved in requirements, although many people are too timid to explore it. If you have a userid and password on the SHARE site, it's easy to join the requirements process. If you don't have a userid, and you know that your

company is a SHARE member, you can create your userid. Go to the SHARE Web site (www.share.org), select *Members* on the top menu, and then select *Join SHARE*. If you don't know your company code, you can search for it on the login screen. Then create a profile for yourself, including a userid and password. By the way, once you have a userid, you can also look at ALL of the SHARE *presentations*, not just the ones from the last SHARE.

Once you have a userid, you can now join the Requirements system. From the SHARE Web site, select *Members* on the top menu, and then select *Requirements - Industry Influence* from the drop-down menu. At the bottom of the screen is this link to a document that describes the SHARE Requirements System - http://www.share.org/Portals/0/Reqs_Instructions.pdf. Read this before continuing in the process. Next, select option #1 to sign on to the SHARE Requirements system. (A direct link to the requirements section is <http://www.share.org/SHARERequirementssystem/tabid/299/Default.aspx>, where you'll need to sign on.)

You are now redirected to the requirements site where you'll find a welcome screen. While not obvious, the first step is to select a link that says *list of Areas of Interest (projects)*. (See the last paragraph in Figure 1). At this point you'll see a list of all projects that have requirements. Select any of interest to you. Once you select a project, you'll see a screen that says your request is pending review and approval by the project coordinator. You can then continue to select more projects. You're done at this stage of the process, and can log out. Eventually (anywhere from an hour to a week), you will receive an email from each project saying that you've been approved. The next time that you see the welcome screen, it will show you all of the projects that you can access. See Figure 1.

Figure 1 – Bottom Half of SHARE Requirements System Welcome Screen

Please select one of the following to enter a particular Area of Interest (Project).			
# Open Discussion	# Open Voting	# Not Voted	
			<small>EWCP:</small> MVS/Enterprise-wide Capacity & Performance
1 Open for Discussion. There have been no postings since you last visited this forum at 2009-12-04 10:55			<small>JES2:</small> MVS/JES2
	3	3	<small>MVSE:</small> MVS/MVS SCP
2 Open for Discussion. There have been no postings since you last visited this forum at 2009-12-04 10:53			<small>MVSS:</small> MVS Storage Management

If you wish to participate in a **new** Area of Interest, please click here to see a: [list of Areas of Interest \(projects\)](#) and Products against which each has submitted requirements. From there you will be able to **request "membership" in one or more Areas of Interest (projects)**. Please note that membership implies a willingness to participate fully in requirements discussions and priority voting. SHARE is looking for participants in the process, not disinterested onlookers!

How to View Requirements

Figure 1 shows the bottom half of the Welcome screen after four projects have been approved for review - EWCP, JES2, MVSE, and MVSS. The left column shows whether there are any requirements open for discussion, the middle column shows the number of requirements that you can vote on, and the next column shows how many you can still vote on.

It's important to understand the phases of a requirement. The following description is displayed if you click on *Help* at the top of the page.

Phases of a requirement:

- 1) *Initial: Someone creates a new requirement. May or may not be a project participant.*
- 2) *Validation and Review while requirement is still in Initial Status: Project staff reviews the requirement and either accepts the requirement (Moving it to Open for Discussion); or confers with the Author about the proper disposition; or reassigns to another more appropriate project.*
- 3) *Open for Discussion: During this phase ALL project participants get a chance to review the requirement and make comments. During this phase project staff reviews all comments, and may modify the text of the original requirement based on the comments.*
- 4) *Open for voting: During this phase ALL project participants get a chance to set the priority of the requirement by voting. There is no provision for accepting comments during this phase. Requirement may not be changed because others have voted based on the requirement as stated. [You may vote on each requirement with a value between -5 to +5. A value of +5 indicates that you want IBM to make a change and it will greatly benefit your installation. A value of 0 indicates that the requirement doesn't apply to you. A value of -5 indicates that the change will either harm your installation or you would rather see IBM use resources for different enhancements.]*

Figure 2 – Definitions of IBM Responses

Help: IBM Provider Responses Defined

Bolding is added to this document to draw attention to key words in the responses. In general the hierarchy of responses are: AV-Available, AN-Announced, AC-Accepted, RC-Recognized, SG-Suggestion, UC-User Clarification, RJ-Rejected. AK and RA are simply acknowledgement that the requirement has been entered into the FITS system and that a response is to be expected within 90 days.

The following is a complete list of valid responses that the provider (IBM) may give:

- **AC-Accepted:** IBM agrees with the request and a solution is desirable and feasible. IBM intends to provide a solution. **However, IBM's plans may change, and no commitment is made that a solution will be provided. This response will be tracked and updated.**
- **AK-Acknowledged:** IBM has received this requirement and someone is evaluating it. An additional response will be given before the end of this measurement cycle (currently 90 days from the date submitted). **Note: AK and RA will be left in Waiting for Response status.**
- **AN-Announced:** IBM believes that the request described has been **addressed by an announced product, service, or policy.**
- **AV-Available:** IBM believes that the request described has been **solved with a current product, service, or policy.**
- **CL-Closed:** IBM has closed this requirement.
- **FO-Future Objective**:** IBM has received the request and believes that the request described will be solved with a future product, service, or policy, etc.
- **LR-Long Range**:** IBM has received the request and believes that the request described will be a long range consideration. No IBM commitment is made or implied as the eventual delivery of an acceptable solution.
- **MR-Multiple Responses:** See the detailed information within the response.
- **RA-Resource Assigned:** IBM has assigned a resource to evaluate the requirement.
- **RC-Recognized:** IBM **agrees** with the request and a solution appears to be a desirable objective. **A solution, however, may not presently appear feasible or implementable. No IBM commitment is made or implied as to the eventual delivery of an acceptable solution.**
- **RJ-Rejected:** IBM does not intend to provide a solution to this request. This request has been declined.
- **SG-Suggestion:** IBM will use the request as input to planning, but no commitment is made or implied. The request will not be tracked, nor the response updated.
- **UC-User Clarification:** IBM is unable to respond to the request as defined. IBM may not consider the request further until it has been revised and clarified. The reply will be accompanied by additional information stating why IBM is unable to respond at this time.

****NOTE:** FO and LR are considered obsolete and new requirements should never receive this vendor response.

- 5) *Finalize voting: Project staff calculates the priority based on the votes cast. Based on the votes each requirement is either "Retired", or "Submitted to Provider".*
- 6) *Submit to Provider: Project staff updates the fields that route a requirement to the appropriate area within IBM (FITS). [Note: FITS stands for Framework for Integrated Tests, which is a testing platform to allow communication between the developer and the person who creates the requirement.]*
- 7) *Waiting for Response: Requirement has been submitted to IBM.*
- 8) *Provider Responded: Response fields have been updated with response from IBM. The response codes include: AV-Available, AN-Announced, AC-Accepted, RC-Recognized, FO-Future Objective, LR-Long Range Consideration, SG-Suggestion, RJ-Rejected. Over time a requirement can receive multiple responses from IBM. See [Help: IBM Responses Defined](#) for a more detailed description of the response codes. [We've included these responses in Figure 2.]*
- 9) *Retired: Periodically the Project Staff will review requirements that remain in Provider Responded status. Reasons for retiring requirements include: requirements is now AV-Available or requirement is no longer relevant. After review requirements can be moved "back" to step 3 to repeat the "cycle".*

Two additional notes on this *Help* item:

- The *Open for Discussion* and *Open for Voting* time period is usually a month.
- Response codes of FO-Future Objective and LR-Long Range Consideration are no longer assigned, but are still present on older requirements.

Once you select a project, you'll see a screen similar to that shown in Figure 3. This is the *Actions Menu*, which shows what actions you can currently take. You can see that there are no requirements open for discussion, three open for voting, and seven waiting for a response from IBM. There are also thirteen responses that have been posted since June 2009. The top line of the summary is where you would add a new requirement, which we'll discuss in the next section.

Figure 3 – MVSE Project Actions Menu

SHARE
Technology - Connections - Results

SHARE Requirements: Actions Menu

Req: Logout | Select Project | **Actions Menu** | By Status | Your Profile | Help

Group MVS Project MVSE
Cheryl Watson of Watson & Walker, Inc. (WAW) has been granted member level access.

Message from Requirements Administrator:
Note: Coordinator can post messages for this space (via Entity Edit).
Project codes have been changed to match the new Program/Project Structure.
Email to Requirement Coordinator: [Richard Reents](#)

Actions	Status
Add New Requirement	Create a new requirement.
	No requirements are open for discussion.
Cast Your Vote	3 requirements open for voting.
List Requirements	7 requirements in Waiting for Response status.
View Responses since 2009-06.	13 requirement(s) had responses since 2009-06.

Copyright 2006-2009 by JSR Systems and SHARE Inc. For support email: sharehq@share.org or call 888.574.2735.

[SHARE Home Page](#)

By clicking in the left column for *Cast Your Vote*, *List Requirements*, and *View Responses since 2009-06*, you will then see more information about the requirements.

To view all of the requirements, select the top menu button called *By Status*. Figure 4 shows the status of the MVSE project requirements. We've discussed the *Open for Voting* and *Waiting for Response*. The *Deleted* row indicates requirements that were deleted by the submitter, and the *Retired* row should show those that have been made available or were removed because they're no longer applicable. The MVSE project is currently reviewing all of their requirements, and many more will be added to the *Retired* category soon. The 781 requirements marked as *Provider Responded* indicate those that were responded to by IBM. This page simply lists the total responses, but

by clicking on the link at the right (I prefer *List by Response Code*), you can see the list by response code. That sample is shown in Figure 5.

Figure 4 – MVSE Project by Status

###	Status	UGStat	Group	Project	
7	Deleted	A	MVS	MVSE	List Deleted
3	Open for Voting	A	MVS	MVSE	List Open for Voting
781	Provider Responded	A	MVS	MVSE	List Provider Responded List By Response Code
2	Retired	R	MVS	MVSE	List Retired
7	Waiting for Response	A	MVS	MVSE	List Waiting for Response

Figure 5 – MVSE Project by Response Code

###	Resp Code	UGStat	Group	Project	
2		A	MVS	MVSE	List Response Code:
37	AC-Accepted	A	MVS	MVSE	List Response Code: AC-Accepted
4	AK-Acknowledged	A	MVS	MVSE	List Response Code: AK-Acknowledged
4	AN-Announced	A	MVS	MVSE	List Response Code: AN-Announced
150	AV-Available	A	MVS	MVSE	List Response Code: AV-Available
1	CL-Closed	A	MVS	MVSE	List Response Code: CL-Closed
58	FO-Future Objective	A	MVS	MVSE	List Response Code: FO-Future Objective
212	LR-Long Range Consid	A	MVS	MVSE	List Response Code: LR-Long Range Consid
26	MR-Multiple Response	A	MVS	MVSE	List Response Code: MR-Multiple Response
66	RC-Recognized	A	MVS	MVSE	List Response Code: RC-Recognized
178	RJ-Rejected	A	MVS	MVSE	List Response Code: RJ-Rejected
35	SG-Suggestion	A	MVS	MVSE	List Response Code: SG-Suggestion
2	UC-User Clarificatio	A	MVS	MVSE	List Response Code: UC-User Clarificatio

Two of the areas that I find most interesting are the AN-Announced and AV-Available. These are things the people wanted IBM to change, and IBM has changed them. This really shows the industry influence that SHARE requirements have.

When you click on the name of a requirement, you can see the full description. The first part of one is shown in Figure 6. This particular requirement was open for voting when this article was being written. The person who created the requirements entered most of this information (all except the Requirement # and the Status).

Figure 6 – Requirement SSMVSE09011 (while open for voting)

Display Requirement: SHARE Requirements | 12/23/09 7:44 AM

SHARE Requirements: Display Requirement

Requirement#:	SSMVSE09011
Status:	Open for Voting
Title:	set CPENABLE=(10,30) in IEAOPTxx default or default by HW config
Description:	<p>The IEAOPTxx PARMLIB member is an area where a number of critical performance related parameters may be set. One of these is the CPENABLE value. The default for this parameter today is 0,0 which is contrary to a long standing recommendations from IBM experts at the Washington Systems Center. Refer to http://www-03.ibm.com/support/techdocs/atsmastr.nsf/WebIndex/FLASH10337</p> <p>The default for the CPENABLE option should be 10,30 or should be determined dynamically based on the z/OS and hardware configuration.</p>
Benefit:	Insure customers are not deprived of value by old defaults or incorrect settings of difficult to understand operating system parameters.
Time Limit:	None
Solution:	Left to the developers but perhaps in the short term simply changing the single default to match the long standing recommendation from IBM WSC of 10,30 would be simplest. Ideally we would like this to be set dynamically based on the hardware configuration to whatever IBM determines the optimal value. Only in rare instances should installations code and override the SRM/WLM determination of the "best" value, which are based on benchmark testing by WSC and IBM labs.
Impact if no solution provided..:	Customers will need to override the default parameters for processors IBM has been shipping for years, or miss out on the value provided by the update.
ENVIRON:	z/OS
Classification:	T
Business Solutions:	4
Investment Protection:	4
End User Productivity:	4
Growth Enablement:	3
Systems Management:	5
Explain High or Low Values:	Simplification is a key effort for IBM. Having an esoteric but important "knob" that customers must set that is wrong by default and can be determined by the systems is inconsistent with the current direction. The handling of this option reflects 1980's systems management style.
Product Name:	z/OS
Product Code:	5752SCWLM
Reference Information:	MR0827095257
Keywords:	IEAOTPXX,PARMLIB,CPENABLE,WLM,SRM,TPI,LPAR,BASIC,IEAOPT00

<http://reqs4.share.org/Display.jsp?r=SSMVSE09011> Page 1 of 2

Creating a Requirement

It's very easy to create a requirement. In Figure 3, simply select *Add New Requirement*. You'll see the form as shown in Figure 7 (this shows the first portion of the form). The requirement number will be assigned to you, and you'll be able to make changes until it becomes open for discussion.

Figure 7 – Form for Creating a SHARE Requirement

Last Update: *	2009-12-05 14:41
Requirement#: *	SSMVSE09013
Status: *	Initial
Title: *	<input type="text"/>
What is the requirement or need? (Complete, detailed description) Describe the want, need, or problem you are addressing and include any unique usage or objectives that will help the developers understand it. Do not assume it is obvious! Please do not describe a solution here.	
Description: *	<input type="text"/>
Why is it important to solve this requirement? What are the benefits to the business, enterprise, or users? Include benefits in terms of business, technical, financial, or usability implications. If possible, quantify the business value of the solution.	
Benefit: *	<input type="text"/>
Is there a time limit on delivering a solution? If so, what is it and why? Do you foresee a technology change that would obsolete this requirement?	
Time Limit: *	<input type="text"/>
Suggestion, if any, for the solution? What would the best solution look like? What is a desirable solution? An undesirable solution? How will you know when you get the solution? (Optional)	
Solution:	<input type="text"/>
What is the impact if the vendor does not provide a solution? On the business? The users? Are there alternatives that have been implemented or considered (from another vendor or roll-your-own)? (Optional)	
Impact if no solution provided: *	<input type="text"/>
ENVIRON:	<input type="text"/>
Long-Term/Strategic, Tactical-necessary for immediate use, Suggestion (no formal response required), Acceptability	
Classification: *	<input type="radio"/> Long-Term/Strategic <input type="radio"/> Tactical-immediate use <input type="radio"/> Suggestion <input type="radio"/> Acceptability
Business Solutions: *	<input type="radio"/> 1 <input type="radio"/> 2 <input type="radio"/> 3 <input type="radio"/> 4 <input type="radio"/> 5 (1) is low value, (5) is high value.

Once the requirement has been reviewed and approved by the project coordinator, it will be posted in the Open for Discussion section where other people can comment on it. When discussion is completed, the requirement will be moved to the Open for Voting status, where other SHARE members will vote it on.

This ability to influence IBM's direction is one of the major benefits of SHARE, and you can participate in the process in several ways. We hope you do. ■